






















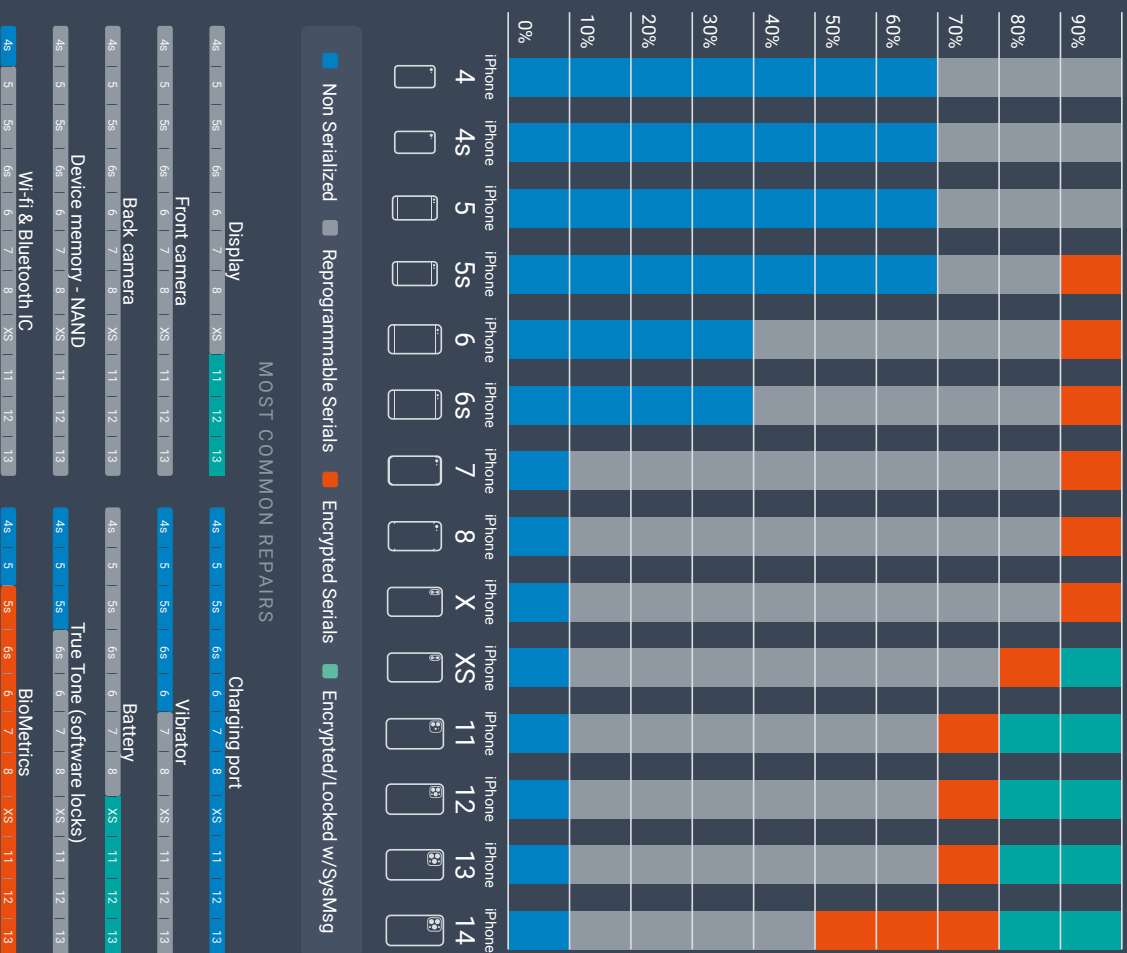


# iPhone warning chart

Issue	Solution	LEGEND
● Loss of True Tone	Use eeprom reader	
● Non-original part warning	Replace with original IC/BMS	
● Loss of Face-ID	Replace with original IC/Flex cable	
● (Non-original part warning)	Starting from iOS 15.1 and newer versions of iOS, compatible screens will also get a non-original notification. The only possible solution is re-using the original IC on the replacement screen.	

Model	Display	Battery	Rear camera	Front camera	Earspeaker/Sensor cable
 <b>iPhone 14 series</b> Ref./OEM	● Loss of True Tone ● Non-original part warning	● Non-original part warning	● Non-original part warning	● Loss of Face-ID ● Non-original part warning	
 <b>iPhone 14 series</b> All compatible	● Loss of True Tone ● (Non-original part warning)	● Non-original part warning			
 <b>iPhone 14 series</b> Without IC/BMS	No Warning after replacing with original chip	No Warning after replacing with original BMS			
 <b>iPhone 13 series</b> Ref./OEM	● Loss of True Tone ● Non-original part warning	● Non-original part warning	No warning	● Loss of True Tone	● Loss of Face-ID
 <b>iPhone 13 series</b> All compatible	● Loss of True Tone ● (Non-original part warning)	● Non-original part warning	No warning		
 <b>iPhone 13 series</b> Without IC/BMS	No Warning after replacing with original chip	No Warning after replacing with original BMS	No warning		
 <b>iPhone 12 series</b> Ref./OEM	● Loss of True Tone ● Non-original part warning	● Non-original part warning	No warning	● Loss of True Tone	● Loss of Face-ID
 <b>iPhone 12 series</b> All compatible	● Loss of True Tone ● (Non-original part warning)	● Non-original part warning	No warning		
 <b>iPhone 12 series</b> Without IC/BMS	No Warning after replacing with original chip	No Warning after replacing with original BMS	No warning		
 <b>iPhone 11 series</b> Ref./OEM	● Loss of True Tone ● Non-original part warning	● Non-original part warning	No warning	● Loss of True Tone	● Loss of Face-ID
 <b>iPhone 11 series</b> All compatible	● Loss of True Tone ● (Non-original part warning)	● Non-original part warning	No warning		
 <b>iPhone 11 series</b> Without IC/BMS	No Warning after replacing with original chip	No Warning after replacing with original BMS	No warning		
 <b>iPhone XS Max</b> Ref./OEM	● Loss of True Tone	● Non-original part warning	No warning	● Loss of True Tone	
 <b>iPhone XS Max</b> All compatible	● Loss of True Tone ● (Non-original part warning)	● Non-original part warning	No warning	● Loss of True Tone	
 <b>iPhone XS Max</b> Without IC/BMS	No Warning after replacing with original chip	No Warning after replacing with original BMS	No warning		
 <b>iPhone XS</b> Ref./OEM	● Loss of True Tone	● Non-original part warning	No warning	● Loss of True Tone	
 <b>iPhone XS</b> All compatible	● Loss of True Tone ● (Non-original part warning)	● Non-original part warning	No warning	● Loss of True Tone	
 <b>iPhone XS</b> Without IC/BMS	No Warning after replacing with original BMS	No Warning after replacing with original BMS	No warning		
 <b>iPhone XR</b> Ref./OEM	● Loss of True Tone	● Non-original part warning	No warning	● Loss of True Tone	
 <b>iPhone XR</b> All compatible	● Loss of True Tone ● (Non-original part warning)	● Non-original part warning	No warning	● Loss of True Tone	
 <b>iPhone XR</b> Without IC/BMS	No Warning after replacing with original BMS	No Warning after replacing with original BMS	No warning		
 <b>iPhone X</b> Ref./OEM	● Loss of True Tone	No warning	No warning	● Loss of True Tone	
 <b>iPhone X</b> All compatible	● Loss of True Tone ● (Non-original part warning)	No warning	No warning	● Loss of True Tone	

# Serialisatie van iPhone onderdelen



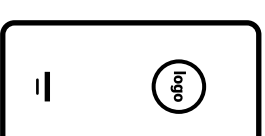
# Beschikbare iPhone batterijen en backcovers op Mobileparts.shop



**Normale batterij**

Onze gewone batterij is een betrouwbare keuze voor dagelijks gebruik. Het biedt een naadloze vervanging voor de originele iPhone-batterij, waardoor optimale prestaties en een lange levensduur worden gegarandeerd.

1.



**Pulled**  
Backcover met Apple logo


2.



**High-capacity Batterij**


Onze hoge capaciteit batterij, ideaal voor veeleisende gebruikers, biedt tot 25% meer vermogen voor een langere gebruiksduur. Perfect voor reizigers, gamers en mensen die altijd onderweg zijn.

2.



**High-copy**  
Backcover zonder Apple logo

3.



**Batterij zonder BMS**

(Battery Management System). Batterij zonder IC zodat het IC van de oude batterij eenvoudig kan worden overgezet. Op deze wijze voorkomt u de niet-origineel' melding op de iPhone.

mobile repair starts [here](#)